

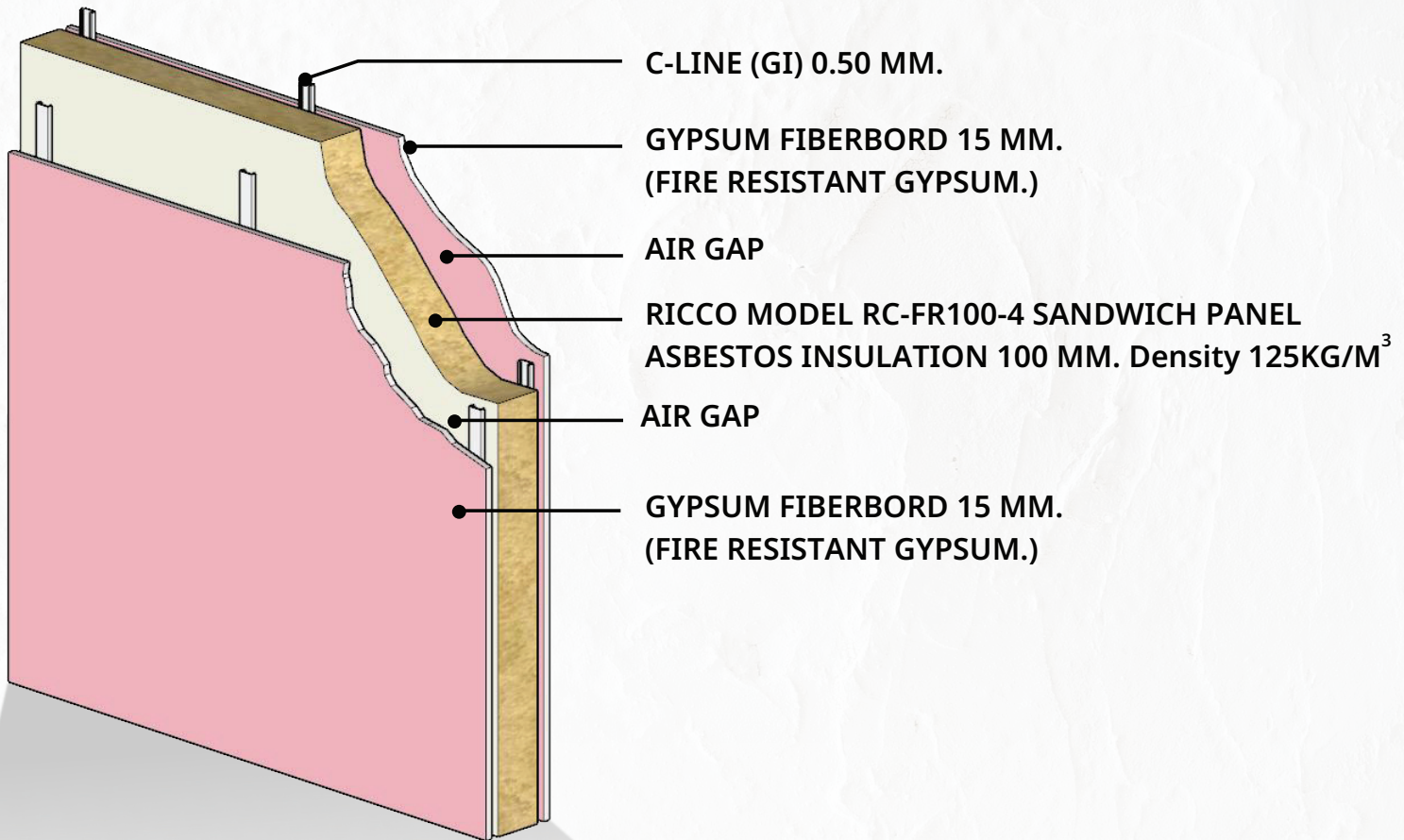


# **LABORATORY REPORT ON**

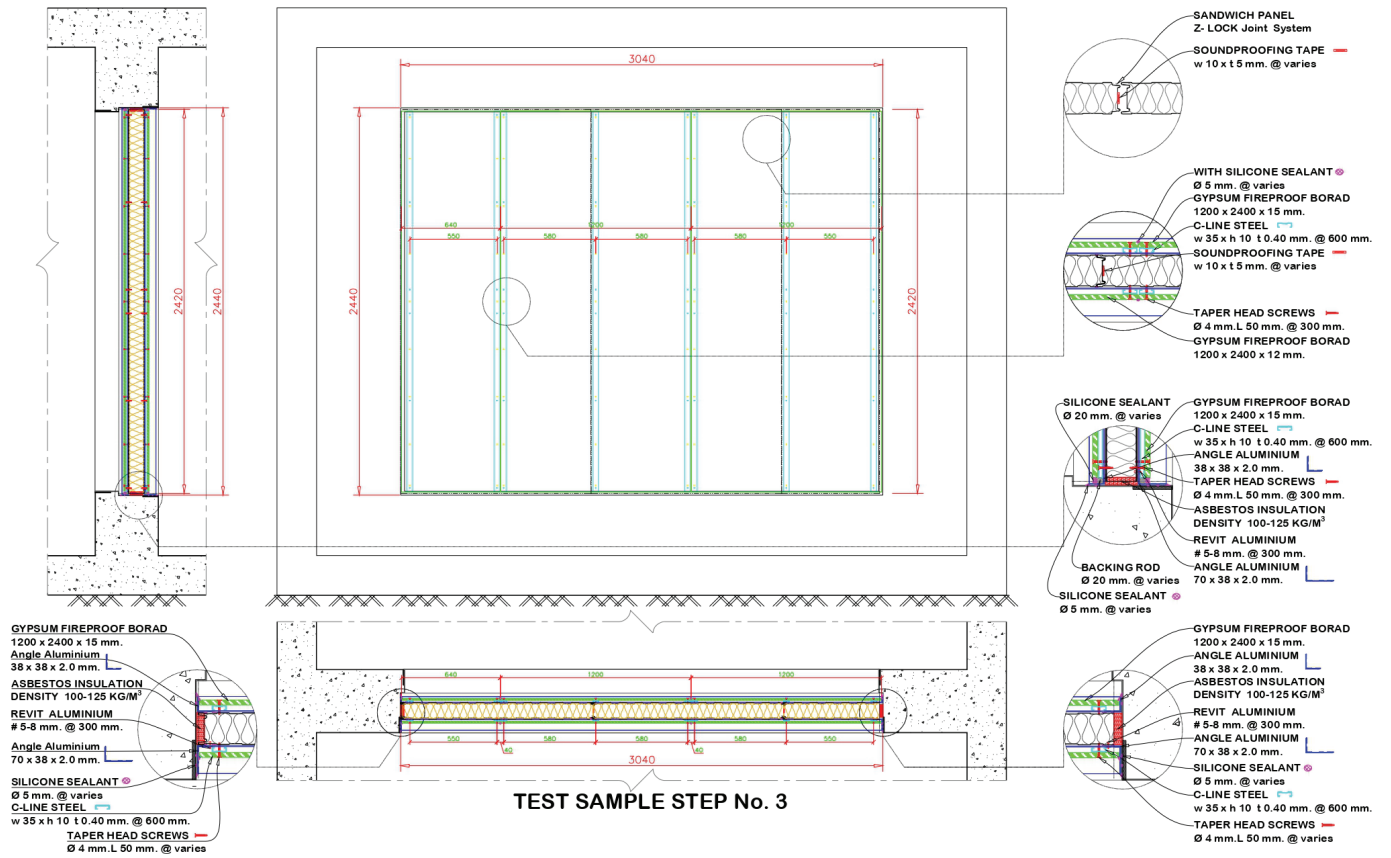
**Airborne Sound Transmission-Loss  
Measurement of**

**The Sandwich Panel and Fire Resistance  
Gypsum Board with C-Line**





## STC 40 - Gypsum Board With C-Line (Air Gap)



## SPECIFICATION





## INSTALLATION



**Table 1.** The airborne sound transmission-loss (TL) for each individual 1/3 octave band center frequency and STC rating of the test sample.

**Test panel:** *RICCO* sandwich panel (100 mm. thickness) and *FireBloc* Gypsum board (15 mm. thickness).

**Client:** SUPA RICH Co., Ltd.

**Test sample size:** 3040mm. x 2440mm. x mm.

**Date of test:** 21 November 2022.

**Temperature:** 27°C

**Relative humidity:** 50%

Frequency (Hz)	TL (dB)
125	33
160	30
200	22
250	26
315	28
400	36
500	39
630	39
800	39
1000	41
1250	47
1600	51
2000	56
2500	60
3150	61
4000	61

STC	40
Maximum Deficiency	6 dB
Sum of Deficiency	27 dB

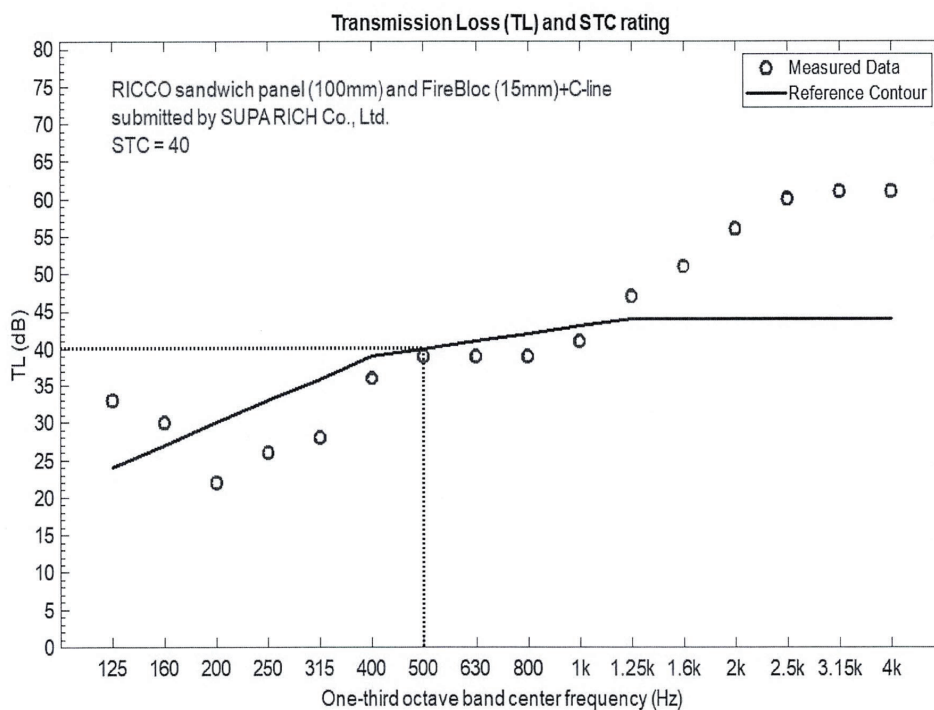


ศูนย์บริการวิชาการ  
มหาวิทยาลัยเทคโนโลยีพระจอมเกล้าธนบุรี

 TL measurement report of *RICCO* sandwich panel and *FireBloc* board.

# RESULT

**Figure 1.** The airborne sound transmission-loss (TL) and the STC rating of the test sample.




 TL measurement report of *RICCO* sandwich panel and *FireBloc* board.

# RESULT



Figure 2. Specification of the test sample.

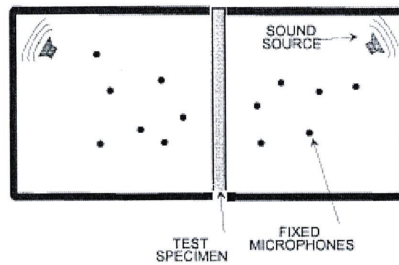


TL measurement report of RICCO sandwich panel and FireBloc board.

ศูนย์บริการวิชาการ  
มหาวิทยาลัยเทคโนโลยีพระจอมเกล้า  
พระนครเหนือ  
Chulalongkorn

# RESULT

Figure 3. Schematic drawing of the measurement set-up in a double-reverberation chamber.



TL measurement report of *RICCO* sandwich panel and *FireBloc* board.

## RESULT